









# WORKBOOK

## Bella Chooses her Lunch

Taking Care of Yourself at Home

### SECTION 1: NEW VOCABULARY

Read the words below and say them out loud.

 <p>Carrot</p>	 <p>Cereal</p>	 <p>Chicken</p>
 <p>Eat</p>	 <p>Lunch</p>	 <p>Sandwich</p>



## SECTION 2: WRITING SENTENCES

Copy the sentence provided onto the lines below.

Write a new sentence using one or two of the underlined words onto the lines below.

1. When will Bella eat lunch?

.....  
.....  
-----  
.....  
.....  
-----  
.....  
.....

2. Bella will eat a chicken sandwich.

.....  
.....  
-----  
.....  
.....  
-----  
.....  
.....



3. A carrot is a vegetable.

.....

.....

.....

.....

.....

.....

.....

4. Don't eat cereal for lunch!

.....

.....

.....

.....

.....

.....





.....



## SECTION 3: COMPREHENSION QUESTIONS





Select the correct answer/s for each of the comprehension questions below. Each question has one correct answer, unless stated otherwise.

### 1. What did this story teach you?

<p>a.</p>  <p>We should eat fried chicken.</p>	<p>b.</p>  <p>Hide and seek is fun.</p>
<p>c.</p>  <p>We should eat healthy food.</p>	<p>d.</p>  <p>Birds eat seeds.</p>







## 2. What can't Bella do?

<p>a.</p>  <p>Open the fridge.</p>	<p>b.</p>  <p>Find Pepe.</p>
<p>c.</p>  <p>Make a sandwich.</p>	<p>d.</p>  <p>Choose her lunch.</p>







### 3. What should Bella eat for lunch?

<p>a.</p>  <p>Fried chicken.</p>	<p>b.</p>  <p>Colourful cereal.</p>
<p>c.</p>  <p>A carrot.</p>	<p>d.</p>  <p>A ham and salad sandwich.</p>







#### 4. Why should Bella eat a sandwich?

<p>a.</p>  <p>It's her favourite food.</p>	<p>b.</p>  <p>It is good for her body.</p>
<p>c.</p>  <p>Pepe made it for her.</p>	<p>d.</p>  <p>Her mum told her to.</p>



**5. Where did Bella play hide and seek?**

<p>a.</p>  <p>At the park.</p>	<p>b.</p>  <p>In the backyard.</p>
<p>c.</p>  <p>In her bedroom.</p>	<p>d.</p>  <p>In the kitchen.</p>









**6. What did Bella do *first*?**

<p>a.</p>  <p>Ask Tik Tok for help.</p>	<p>b.</p>  <p>Play hide and seek.</p>
<p>c.</p>  <p>Eat lunch.</p>	<p>d.</p>  <p>Find food to eat.</p>







## 7. Why did Bella stop playing outside?

<p>a.</p>  <p>She couldn't find Pepe.</p>	<p>b.</p>  <p>She felt hungry.</p>
<p>c.</p>  <p>She felt tired.</p>	<p>d.</p>  <p>Pepe wanted to stop.</p>




## 8. What might Pepe eat for dinner?

a.	b.
 <p data-bbox="392 936 647 987">Vegetables.</p>	 <p data-bbox="959 936 1193 987">Bird seeds.</p>
c.	d.
 <p data-bbox="448 1440 592 1491">Bread.</p>	 <p data-bbox="975 1440 1177 1491">Bananas.</p>



## SECTION 4: KEY MESSAGE

We need to eat healthy food that fills up our tummies.





## COMPREHENSION ANSWERS

### Bella Chooses her Lunch

Taking Care of Yourself at Home

1. What did this story teach you?

C. We should eat healthy food.

2. What couldn't Bella do?

D. Choose her lunch.

3. What should Bella eat for lunch?

D. A ham and salad sandwich.

4. Why should Bella eat a sandwich?

B. It is good for her body.

5. Where did Bella play hide and seek?

B. In the backyard.

6. What did Bella do first?

B. Play hide and seek.

7. Why did Bella stop playing outside?

B. She felt hungry.

8. What might Pepe eat for dinner?

B. Bird seeds.