



# WORKBOOK

## Bella Puts Her Toys Away

Taking Care of Yourself at Home

### SECTION 1: NEW VOCABULARY

Read the words below and say them out loud.




Corner



Floor



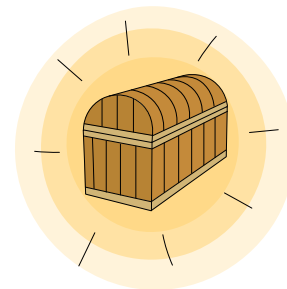
Girl



Sun



Toy



Toy box



## SECTION 2: WRITING SENTENCES

Copy the sentence provided onto the lines below.

Write a new sentence using one or two of the underlined words onto the lines below.

1. The sun shines outside.

.....  
.....  
-----  
.....  
.....  
-----  
.....  
.....

2. The toy is on the floor.

.....  
.....  
-----  
.....  
.....  
-----  
.....  
.....



3. Why is the toy in the corner?

.....

.....

.....

.....

.....

.....

.....

4. The girl puts a toy in the toy box.

.....

.....

.....

.....

.....

.....

.....



## SECTION 3: COMPREHENSION QUESTIONS


Select the correct answer/s for each of the comprehension questions below. Each question has one correct answer, unless stated otherwise.

### 1. What does this story teach you?

<p>a.</p>  <p>Always play outside.</p>	<p>b.</p>  <p>Wear a hat.</p>
<p>c.</p>  <p>Take care of your brother.</p>	<p>d.</p>  <p>Take care of your toys.</p>


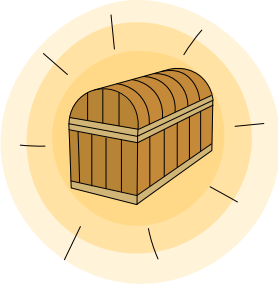




## 2. What does Bella need to do?

<p>a.</p>  <p>Ask Pepe for help.</p>	<p>b.</p>  <p>Wash her hands.</p>
<p>c.</p>  <p>Put her toys away.</p>	<p>d.</p>  <p>Go to her friend's house.</p>







### 3. What should Bella do with her toys?

<p>a.</p>  <p>Hide her toys in the corner.</p>	<p>b.</p>  <p>Pack her toys into the toy box.</p>
<p>c.</p>  <p>Throw her toys into the toy box.</p>	<p>d.</p>  <p>Leave her toys on the floor.</p>







#### 4. When should Bella pack her toys away?

<p>a.</p>  <p>Never.</p>	<p>b.</p>  <p>After playing with her toys.</p>
<p>c.</p>  <p>After her mum tells her to.</p>	<p>d.</p>  <p>After Pepe tells her to.</p>







**5. Which hat was Bella wearing?**

<p>a.</p>	<p>b.</p>
 <p>A purple hat.</p>	 <p>A blue hat.</p>
<p>c.</p>	<p>d.</p>
 <p>A pink hat.</p>	 <p>A yellow hat.</p>









6. What will Bella do *after* packing her toys away?

<p>a.</p>  <p>Drink orange juice.</p>	<p>b.</p>  <p>Play with her toys.</p>
<p>c.</p>  <p>Play outside in the sun.</p>	<p>d.</p>  <p>Put some sunscreen on.</p>







## 7. Why was Bella's room messy?

<p>a.</p>  <p>She threw clothes on the floor.</p>	<p>b.</p>  <p>Bay ate food in the room.</p>
<p>c.</p>  <p>Bella was painting.</p>	<p>d.</p>  <p>She left her toys on the floor.</p>



## 8. How can Bella take care of her toys?

<p>a.</p>  <p>She can break her toys.</p>	<p>b.</p>  <p>She can pack her toys away.</p>
<p>c.</p>  <p>She can wash her toys.</p>	<p>d.</p>  <p>She can hide her toys.</p>



## SECTION 4: KEY MESSAGE

We need to look after our toys, so we don't break them or lose them.





## COMPREHENSION ANSWERS

### Bella Puts Her Toys Away

Taking Care of Yourself at Home

1. **What does this story teach you?**

D. Take care of your toys.

2. **What did Bella need to do?**

C. Put her toys away.

3. **What should Bella do with her toys?**

B. Pack her toys into the toy box.

4. **When should Bella pack her toys away?**

B. After playing with her toys.

5. **Which hat was Bella wearing?**

D. A yellow hat.

6. **What will Bella do after packing her toys away?**

C. Play outside in the sun.

7. **Why was Bella's room messy?**

D. She left her toys on the floor.

8. **How can Bella take care of her toys?**

B. She can pack her toys away.