



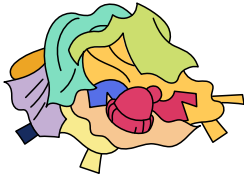
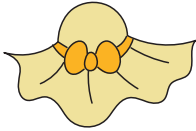




WORKBOOK

Bella Gets Dressed

Taking Care of Yourself at Home

SECTION 1: NEW VOCABULARY

Read the words below and say them out loud.

		
Clothes	Hat	Pants
		
Shirt	Shoes	Wardrobe



SECTION 2: WRITING SENTENCES

Copy the sentence provided onto the lines below.

Write a new sentence using one or two of the underlined words onto the lines below.

1. Bay hangs his clothes in the wardrobe.

.....

.....

.....

.....

.....

2. Bella is wearing a shirt and pants.

.....

.....

.....

.....

.....



3. Which hat should I wear?

4. Where did I put my shoes?



SECTION 3: COMPREHENSION QUESTIONS




Select the correct answer/s for each of the comprehension questions below. Each question has one correct answer, unless stated otherwise.

1. What is this story about?

<p>a.</p>  <p>Bella going to the park.</p>	<p>b.</p>  <p>Bella getting dressed.</p>
<p>c.</p>  <p>Bella playing soccer.</p>	<p>d.</p>  <p>Bella making her bed.</p>

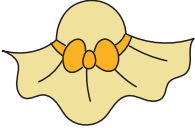





2. What can't Bella do by herself?

<p>a.</p>  <p>Bella can't sing a song.</p>	<p>b.</p>  <p>Bella can't draw a picture.</p>
<p>c.</p>  <p>Bella can't get dressed.</p>	<p>d.</p>  <p>Bella can't play outside.</p>




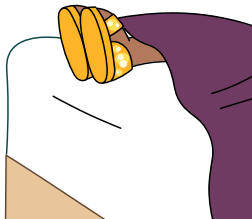


3. What should Bella put on *first*?

<p>a.</p>  <p>Her favourite floppy hat.</p>	<p>b.</p>  <p>Her bright, flowery t-shirt.</p>
<p>c.</p>  <p>Her favourite comfy pants.</p>	<p>d.</p>  <p>Her sparkly shoes.</p>







4. When should Bella put her shoes on?

<p>a.</p>  <p>Before putting on her pants.</p>	<p>b.</p>  <p>After she goes outside.</p>
<p>c.</p>  <p>After putting on her pants.</p>	<p>d.</p>  <p>Before waking up.</p>







5. What colour is Bella's t-shirt?

<p>a.</p>  <p>Pink.</p>	<p>b.</p>  <p>Green.</p>
<p>c.</p>  <p>Blue.</p>	<p>d.</p>  <p>Orange.</p>







6. What did Bella do *before* getting dressed?

<p>a.</p>  <p>Bella made her bed.</p>	<p>b.</p>  <p>Bella ate breakfast.</p>
<p>c.</p>  <p>Bella played soccer.</p>	<p>d.</p>  <p>Bella brushed her teeth.</p>


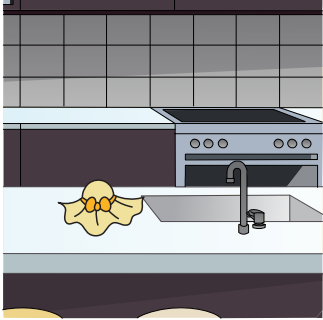
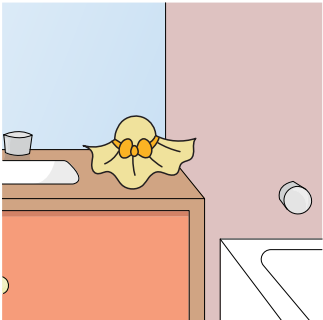



7. Why did Bella ask Tik Tok for help?

<p>a.</p>  <p>She had a problem.</p>	<p>b.</p>  <p>She likes talking to Tik Tok.</p>
<p>c.</p>  <p>Her mum told her to ask Tik Tok.</p>	<p>d.</p>  <p>Bay told her to ask Tik Tok.</p>



8. Where should Bella wear her hat?

<p>a.</p>  <p>Inside her bedroom.</p>	<p>b.</p>  <p>Inside the kitchen.</p>
<p>c.</p>  <p>Inside the bathroom.</p>	<p>d.</p>  <p>At the park.</p>



SECTION 4: KEY MESSAGE

Getting dressed all by yourself is a great way to start the day.





COMPREHENSION ANSWERS

Bella Gets Dressed

Taking Care of Yourself at Home

1. What is this story about?

B. Bella getting dressed.

2. What couldn't Bella do by herself?

C. Get dressed.

3. What should Bella put on first?

B. Her bright, flowery shirt.

4. When should Bella put her shoes on?

C. After putting on her pants.

5. What colour was Bella's t-shirt?

A. Pink.

6. What did Bella do *before* getting dressed?

A. Bella made her bed.

7. Why did Bella ask Tik Tok for help?

A. She had a problem.

8. Where should Bella wear her hat?

D. At the park.