









WORKBOOK

Bella Looks for Apples

Taking Care of Yourself Outside the Home

SECTION 1: NEW VOCABULARY

Read the words below and say them out loud.

		
Apple	Cucumber	Fruit
		
Store	Uniform	Vegetable



SECTION 2: WRITING SENTENCES

Copy the sentence provided onto the lines below.

Write a new sentence using one or two of the underlined words onto the lines below.

1. The apples are next to the cucumbers.

.....
.....

.....
.....

.....
.....

2. Is Bella's mum going to the grocery store?

.....
.....

.....
.....

.....
.....



3. The lady wears a uniform at work.

.....

.....

.....

.....

.....

.....

.....

4. Fruits and vegetables are so yummy!

.....

.....

.....

.....

.....

.....





.....



SECTION 3: COMPREHENSION QUESTIONS





Select the correct answer/s for each of the comprehension questions below. Each question has one correct answer, unless stated otherwise.

1. What is the story called?

<p>a.</p>  <p>Bella's rainbow song.</p>	<p>b.</p>  <p>Pepe goes shopping.</p>
<p>c.</p>  <p>Bella looks for apples.</p>	<p>d.</p>  <p>Bella goes shopping.</p>







2. What was Bella looking for?

<p>a.</p>  <p>2 cucumbers.</p>	<p>b.</p>  <p>3 red apples.</p>
<p>c.</p>  <p>2 yellow bananas.</p>	<p>d.</p>  <p>3 red peaches.</p>



3. How can Bella find the apples?

<p>a.</p>  <p>Tell her mum there were no apples left.</p>	<p>b.</p>  <p>Ask a stranger.</p>
<p>c.</p>  <p>Ask her mum to repeat where the apples are.</p>	<p>d.</p>  <p>Ask someone who works in the grocery store.</p>







4. What should Bella do when Mum is talking?

<p>a.</p>  <p>Listen carefully.</p>	<p>b.</p>  <p>Sing a song.</p>
<p>c.</p>  <p>Dance around.</p>	<p>d.</p>  <p>Talk loudly.</p>







5. What colour were the apples?

<p>a.</p>  <p>Green.</p>	<p>b.</p>  <p>Purple.</p>
<p>c.</p>  <p>Red.</p>	<p>d.</p>  <p>Yellow.</p>







6. When did Bella hum the rainbow song?

<p>a.</p>  <p>After finding the apples.</p>	<p>b.</p>  <p>Before going into the grocery store.</p>
<p>c.</p>  <p>After talking to Tik Tok.</p>	<p>d.</p>  <p>Before looking for apples.</p>







7. Who asked Bella to get some apples?

<p>a.</p>  <p>Pepe.</p>	<p>b.</p>  <p>Tik Tok.</p>
<p>c.</p>  <p>The grocery store worker.</p>	<p>d.</p>  <p>Her mum.</p>



8. Where can Bella go to buy more fruit?

<p>a.</p>  <p>Home.</p>	<p>b.</p>  <p>The park.</p>
<p>c.</p>  <p>The grocery store.</p>	<p>d.</p>  <p>The cinema.</p>



SECTION 4: KEY MESSAGE

If we need help finding things in a grocery store, we should ask a parent or someone working there that is wearing a uniform.





COMPREHENSION ANSWERS

Bella Looks for Apples

Taking Care of Yourself Outside the Home

1. What is the story called?

C. Bella looks for apples.

2. What was Bella looking for?

B. 3 red apples.

3. How can Bella find the apples?

D. Ask someone who works in the grocery store.

4. What should Bella do when her mum is talking?

A. Listen carefully.

5. What colour were the apples?

C. Red.

6. When did Bella hum the rainbow song?

D. Before looking for apples.

7. Who asked Bella to get some apples?

D. Her mum.

8. Where can Bella go to buy more fruit?

C. The grocery store.