









WORKBOOK

Lost and Found

Taking Care of Yourself Outside the Home

SECTION 1: NEW VOCABULARY

Read the words below and say them out loud.

 <p>Cry</p>	 <p>Information desk</p>	 <p>Lost</p>
 <p>Shops</p>	 <p>Shout</p>	 <p>Wait</p>



SECTION 2: WRITING SENTENCES

Copy the sentence provided onto the lines below.

Write a new sentence using one or two of the underlined words onto the lines below.

1. Should we wait at the information desk?

.....
.....

.....
.....

.....
.....

2. We lost Pepe at the shops.

.....
.....

.....
.....

.....
.....



3. Please don't cry or should!

.....

.....

.....

.....

.....

.....

.....

4. Where should Bella wait if she is lost?

.....

.....

.....

.....

.....

.....



.....



SECTION 3: COMPREHENSION QUESTIONS





Select the correct answer/s for each of the comprehension questions below. Each question has one correct answer, unless stated otherwise.

1. What is the story about?

<p>a.</p>  <p>Pepe finding a friend.</p>	<p>b.</p>  <p>Bay going shopping.</p>
<p>c.</p>  <p>Bella looking for her mum.</p>	<p>d.</p>  <p>Bella having a party.</p>



2. Who was Bella looking for?

<p>a.</p>  <p>Pepe.</p>	<p>b.</p>  <p>Her mum.</p>
<p>c.</p>  <p>Her dad.</p>	<p>d.</p>  <p>Bay.</p>



3. What should Bella do to find her mum?
Choose *two* answers.

<p>a.</p>  <p>Cry.</p>	<p>b.</p>  <p>Shout for her mum.</p>
<p>c.</p>  <p>Find an information desk.</p>	<p>d.</p>  <p>Stay in the same place and wait.</p>







4. Why should Bella find an information desk?

<p>a.</p>  <p>Her mum will be waiting there.</p>	<p>b.</p>  <p>The workers will keep her safe until her mum comes.</p>
<p>c.</p>  <p>Her dad will be waiting there.</p>	<p>d.</p>  <p>It is next to a bakery.</p>







5. Where did Bella get lost?

<p>a.</p>  <p>At the shops.</p>	<p>b.</p>  <p>At a party.</p>
<p>c.</p>  <p>In the carpark.</p>	<p>d.</p>  <p>At the bus stop.</p>







6. What happened *last* in the story?

<p>a.</p>  <p>Bella found a bird pinata.</p>	<p>b.</p>  <p>Bella found her mum.</p>
<p>c.</p>  <p>Bella lost her mum at the shops.</p>	<p>d.</p>  <p>Bella asked Tik Tok for help.</p>







7. Why did Bella feel scared?

<p>a.</p>  <p>She couldn't find Pepe.</p>	<p>b.</p>  <p>She saw a monster.</p>
<p>c.</p>  <p>She couldn't find her mum.</p>	<p>d.</p>  <p>She met a stranger.</p>



8. How did Bella feel *after* finding her mum?

a.	b.
 <p data-bbox="437 936 603 981">Scared.</p>	 <p data-bbox="999 936 1149 981">Happy.</p>
c.	d.
 <p data-bbox="472 1435 571 1480">Sad.</p>	 <p data-bbox="1007 1435 1145 1480">Angry.</p>



SECTION 4: KEY MESSAGE

If we get lost at the shops, we should stay in the same place and wait for a parent to find us. We can also go to a nearby information desk to ask for help.





COMPREHENSION ANSWERS

Lost and Found

Taking Care of Yourself Outside the Home

1. What is the story about?

C. Bella looking for her mum.

2. Who was Bella looking for?

B. Her mum.

3. What should Bella do to find her mum?
Choose *two* answers!

C. Find an information desk.

D. Stay in the same place and wait.

4. Why should Bella find an information desk?

B. The workers will keep her safe until her mum comes.

5. Where did Bella get lost?

A. At the shops.

6. What happened *last* in the story?

B. Bella found her mum.

7. Why did Bella feel scared?

C. She couldn't find her mum.

8. How did Bella feel after finding her mum?

B. Happy.