



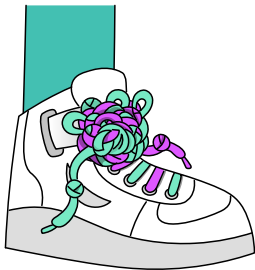





## WORKBOOK

### Bella Ties Her Shoelaces

Taking Care of Yourself at Home

#### SECTION 1: NEW VOCABULARY

Read the words below and say them out loud.

		
<p>Knot</p>	<p>Shoelaces</p>	<p>Shoes</p>
		
<p>Sneakers</p>	<p>Tie</p>	<p>Trip</p>



## SECTION 2: WRITING SENTENCES

Copy the sentence provided onto the lines below.

Write a new sentence using one or two of the underlined words onto the lines below.

1. I love my new sneakers!

.....  
.....  
.....  
.....  
.....  
.....  
.....

2. Do you know how to tie a knot?

.....  
.....  
.....  
.....  
.....  
.....  
.....



3. Bella's new shoes have shoelaces.

.....

.....

.....

.....

.....

.....

.....

4. You will trip if you do not tie your shoelaces.

.....

.....

.....

.....

.....

.....





.....



## SECTION 3: COMPREHENSION QUESTIONS



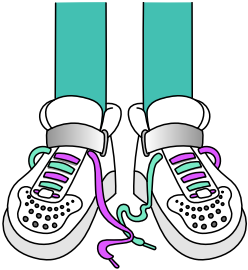
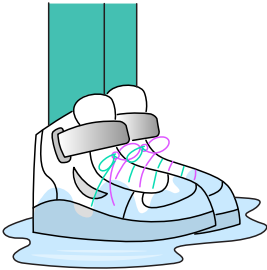
Select the correct answer/s for each of the comprehension questions below. Each question has one correct answer, unless stated otherwise.

### 1. What did Bella learn today?

<p>a.</p>  <p>How to put on her socks.</p>	<p>b.</p>  <p>How to play with bunnies.</p>
<p>c.</p>  <p>How to tie her shoelaces.</p>	<p>d.</p>  <p>How to buy new shoes.</p>



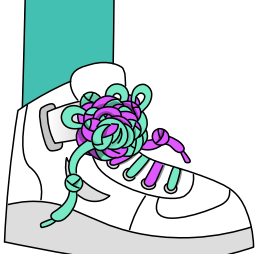



## 2. What happened to Bella's shoes?

<p>a.</p>  <p>Bella's shoes broke.</p>	<p>b.</p>  <p>Bay took her shoes.</p>
<p>c.</p>  <p>The shoelaces came undone.</p>	<p>d.</p>  <p>Bella's shoes got wet.</p>







### 3. What should Bella do with her shoelaces?

<p>a.</p>  <p>Tuck her shoelaces into the sides of her shoes.</p>	<p>b.</p>  <p>Make two bunny ears and then cross them.</p>
<p>c.</p>  <p>Tie lots of knots.</p>	<p>d.</p>  <p>Leave her shoelaces untied.</p>







#### 4. Why should Bella tie her shoelaces?

<p>a.</p>  <p>Pepe told her to.</p>	<p>b.</p>  <p>Her mum told her to.</p>
<p>c.</p>  <p>To run faster.</p>	<p>d.</p>  <p>To stop herself from tripping.</p>







## 5. Where did Bella fall over?

<p>a.</p>  <p>In her room.</p>	<p>b.</p>  <p>In the backyard.</p>
<p>c.</p>  <p>In the bathroom.</p>	<p>d.</p>  <p>In the kitchen.</p>









## 6. What did Bella do *first*?

<p>a.</p>  <p>Tie two bunny ears.</p>	<p>b.</p>  <p>Tie one knot.</p>
<p>c.</p>  <p>Put on her shoes.</p>	<p>d.</p>  <p>Make one bunny ear.</p>







## 7. Why did Bella tumble into the grass?

<p>a.</p>  <p>She ran into a tree.</p>	<p>b.</p>  <p>She tripped over.</p>
<p>c.</p>  <p>Bay pushed her.</p>	<p>d.</p>  <p>Pepe bumped her.</p>



8. Who can help Bella tie her shoelaces?

a.	b.
	
Pepe.	Bay.
c.	d.
	
Her friend.	Her dad.



## SECTION 4: KEY MESSAGE

We should all tie our shoelaces by ourselves.





## COMPREHENSION ANSWERS

### Bella Ties her Shoelaces

Taking Care of Yourself at Home

- 1. What did Bella learn today?**
- 2. What happened to Bella's shoes?**
- 3. What should Bella do with her shoelaces?**
- 4. When should Bella tie her shoelaces?**
- 5. Where did Bella fall over?**
- 6. What did Bella do *first*?**
- 7. Why did Bella tumble into the grass?**
- 8. Who can help Bella tie her shoelaces?**