




WORKBOOK

Bay Braves the Beach


Going Into the World

SECTION 1: NEW VOCABULARY

Read the words below and say them out loud.




Beach



Sand




Sandcastle



Sea



Seaweed



Waves



SECTION 2: WRITING SENTENCES

Copy the sentence provided onto the lines below.

Write a new sentence using one or two of the underlined words onto the lines below.

1. The waves roll over the sand at the beach.

2. Bella plays with the seaweed floating on the waves.



3. Let's build a sandcastle at the beach!





4. Why is Bay afraid of swimming in the sea?



SECTION 3: COMPREHENSION QUESTIONS





Select the correct answer/s for each of the comprehension questions below. Each question has one correct answer, unless stated otherwise.

1. What was the story called?

<p>a.</p>  <p>Bay Learns to Swim.</p>	<p>b.</p>  <p>Bay's Pretty Shells.</p>
<p>c.</p>  <p>Bay Builds a Sandcastle.</p>	<p>d.</p>  <p>Bay Braves the Beach.</p>







2. How did Bay feel about swimming in the sea?

a.	b.
 <p>Scared.</p>	 <p>Happy.</p>
c.	d.
 <p>Angry.</p>	 <p>Confused.</p>







3. Why did Bay feel scared?

a.	b.
 <p data-bbox="320 927 719 972">He saw a monster.</p>	 <p data-bbox="847 927 1326 1028">He had never swum in the sea before.</p>
c.	d.
 <p data-bbox="256 1487 783 1588">It was his first time riding a bike.</p>	 <p data-bbox="895 1487 1275 1532">He saw a big fish.</p>







**4. How did Bella get Bay to swim with her?
Choose *two* answers.**

a.	b.
 <p data-bbox="301 987 743 1093">She called Bay a cry baby.</p>	 <p data-bbox="839 987 1313 1093">She built a sandcastle with Bay.</p>
c.	d.
 <p data-bbox="272 1547 770 1653">She forced him into the water.</p>	 <p data-bbox="863 1547 1289 1653">She walked into the water with him.</p>







5. What was the weather like today?

a.	b.
 <p data-bbox="440 927 603 981">Cloudy.</p>	 <p data-bbox="1002 927 1149 981">Windy.</p>
c.	d.
 <p data-bbox="446 1429 596 1482">Sunny.</p>	 <p data-bbox="995 1429 1155 1482">Snowy.</p>







6. When did Bay go into the water?

a.	b.
 <p data-bbox="336 927 703 1025">Before putting on sunscreen.</p>	 <p data-bbox="826 927 1326 981">Before putting on a hat.</p>
c.	d.
 <p data-bbox="360 1487 683 1585">After building a sandcastle.</p>	 <p data-bbox="906 1487 1246 1585">Before seeing a monster.</p>







**7. Who built a sandcastle?
Choose *two* answers.**

a.	b.
 <p data-bbox="459 987 587 1039">Pepe.</p>	 <p data-bbox="1018 987 1139 1039">Bella.</p>
c.	d.
 <p data-bbox="437 1491 603 1543">Tik Tok.</p>	 <p data-bbox="1027 1491 1123 1543">Bay.</p>



8. What should Bay wear at the beach?

a.	b.
 <p data-bbox="368 936 671 987">A thick jacket.</p>	 <p data-bbox="975 936 1177 987">Pyjamas.</p>
c.	d.
 <p data-bbox="432 1435 608 1487">A towel.</p>	 <p data-bbox="1007 1435 1145 1487">A hat.</p>



SECTION 4: KEY MESSAGE

We should try new things, even if they seem scary at first.





COMPREHENSION ANSWERS

Bay Braves the Beach

Going into the World

1. What was the story called?

D. Bay Braves the Beach.

2. How did Bay feel about swimming in the sea?

A. Scared.

3. Why did Bay feel scared?

B. He had never swum in the sea before.

4. How did Bella get Bay to swim with her?
Choose *two* answers!

B. She built a sandcastle with Bay.

D. She walked into the water with him.

5. What was the weather like today?

C. Sunny.

6. When did Bay go into the water?

C. After building a sandcastle.

7. Who built a sandcastle?

Choose *two* answers!

B. Bella.

D. Bay.

8. What should Bay wear at the beach?

D. A hat.